



AWS Educate

AWS Educate



○ <https://aws.amazon.com/tw/education/awseducate/>

○ 機構

- 提供教育工作者和學生與雲端有關的學習資源。成員機構的人員可以獲得兩倍的 AWS 積分、示範和特殊校園計劃。

○ 教育工作者

- 教授、助教和教育工作者可獲得 AWS 技術的存取權、開放原始碼內容，用於充實其課程、培訓資源及雲端推廣者的社群。

○ 學生

- 學生可獲得 AWS 技術實作體驗積分、參加培訓，也可存取內容、就業途徑和 AWS Educate 徵才訊息。

第一先 點選這網址

第二 進入網站後
點選 黃色按鈕
立即加入 AWS Educate



教育工作者

學生

AWS 積分 (可每年續約)

- 每位教育工作者 200 USD 的 AWS 積分 – 成員機構
- 每位教育工作者 75 USD 的 AWS 積分 – 非成員機構

- AWS 帳戶：成員機構 100 USD 積分使用額度；非成員機構 40 USD 積分使用額度

- AWS Educate Starter 帳戶：成員機構 75 USD 積分使用額度；非成員機構 30 USD 積分使用額度

AWS 培訓

- 免費存取實驗室
- 免費 AWS Technical Essentials 線上學習課程
- AWS 在美國、巴西或日本提供的講師指導下的培訓可享 50% 的折扣
- AWS 認證考試可享 50% 的折扣

- 存取 AWS Technical Essentials 培訓課程 (價值 600 USD)

- 免費存取實驗室

專業內容

- 免費存取 AWS 課程內容
- 免費存取一流講師提供的內容

- 能夠選擇每個途徑 30 個小時以上內容的個人化學習途徑
- 獲得展現雲端技能的數位徽章

- 免費存取家庭作業、實驗室或自主學習的 AWS 內容

協作工具

- 教育工作者協作入口網站存取
- 虛擬和現場活動
- 提供和評分內容
- 私有和公有開發論壇
- 提供 AWS Educate 回饋

- 學生入口網站存取
- 將專案存放在一個地方的學生產品組合
- 存取徵才訊息和查看張貼的工作職缺



Student Account

Apply to join AWS Educate



Apply to join AWS Educate

Step 1/3: Choose your role

 Student 	 Educator 
 US Veteran 	 Institution 
 Company/Recruiter 	

點選這網址

Step 2/3: Tell us about yourself

Institution Name **學校名稱**

Start typing the name of your school and select from the list. If you don't see your school, enter the full name, example: Harvard University

--None-- **學校(美國)**

Last Name **姓**

Grade Level **課程級別**

Promo Code

Country **國家**

City **城市**

First Name **名**

Field of Study **就讀系所**

Email **Email**

Please provide a valid, current email issued by your institution. Example: your_name@your_school.edu

Grad Month **預計畢業(月)** Grad Year **預計畢業(年)**

Step 2/3: Tell us about yourself

Tunghai University

Start typing the name of your school and select from the list. If you don't see your school, enter the full name, example: Harvard University

Taichung City

Taiwan

這個選項 沒有
因為你選了
Taiwan

State

你的英文名字

你的英文 姓

Information Science

xxxxxxx@thu.edu.tw

*Please provide a valid, current email issued by your institution. Example:
your_name@your_school.edu*

Undergraduate-Intro Courses

06

2020

1

你的出生 月

Birth Year

你的出生 年
民國 + 1911

Promo Code

我不是機器人



點選這v

Step 2/3: Tell us about yourself

Tunghai University

Start typing the name of your school and select from the list. If you don't see your school, enter the full name, example: Harvard University

Taichung City

Vivian

Information Science

Undergraduate-Intro Courses

1

1995

Taiwan

State

Chiang

steve312kimo@go.thu.edu.tw

Please provide a valid, current email issued by your institution. Example: your_name@your_school.edu

06

2020

Promo Code

[Frequently Asked Questions](#)

Please click the box below to help assure that a person and not an automated program is submitting this application. If a set of letters is displayed enter them on the line. If you have any difficulty with the letters, you can click the reload icon to get a new set of letters, or click the headphones to hear audio of what to enter.



NEXT


 下一步
NEXT

AWS Educate Starter Account



Step 3/3: Choose one of the following

Click here to enter an AWS Account ID

Approved students are sent a welcome email and benefits including and AWS promotional code.

[Don't have one? Sign up now](#)

Click here to select an AWS Educate Starter Account

An AWS Educate Starter Account is a free, capped-account that doesn't require a credit card. There are some Usage limitations including an approximately 25% reduction in access to AWS services. Because Starter Accounts are capped, a separate AWS promotional code is not provided.

[Frequently Asked Questions](#)

YOUR AWS ID SHOULD BE A 12 DIGIT NUMBER.

點選這v

NEXT



下一步
NEXT



Apply to join AWS Educate

Thanks :)

We received your application.
Now check your email for a
message with a link to verify
your address.

你快要完成加分作業囉!
請到你的 email 信箱去做
確認!

What's the difference between a regular AWS account an AWS Educate Starter Account?



Ref: <https://aws.amazon.com/tw/premiumsupport/knowledge-center/educate-starter-account/>

Using your own AWS account with AWS Educate

AWS accounts are managed by Amazon Web Services and require a credit card, but you're free to use any AWS services, and resources on your account persist after your AWS Educate credits are exhausted.

Using AWS Educate Starter Accounts

AWS Educate Starter Accounts are managed by a third party (qwikLABs) and are subject to a separate agreement between you and qwikLABs under separate terms and conditions. You don't need a credit card to use a Starter Account, because free AWS Educate credits are already available on the account. However, when you exhaust the balance on the account, the account is closed, and any running services or other resources on the account are lost. Starter Accounts can only [use some AWS services](#).

Under review



Hi ~~██████████~~,

Thank you for applying for AWS Educate. We have received your application, and it is currently under review. You will receive an email once the review is complete.

If you have any questions, please click [here](#) to contact AWS Educate support.

Thank You!

The AWS Educate Team



Wait...

AWS Educate Application Approved



Dear XXX,
Congratulations!

Your AWS Educate application has been approved. As a member of the AWS Educate program, you will gain access to the benefits listed below:

AWS Educate Student Portal

The AWS Educate Student Portal is the hub for AWS Educate students around the world to find AWS content to help with classwork, connect to self-paced labs and training resources, and to access your AWS Educate Starter Account.

[Click here](#) to set your password / login to the **AWS Educate Student Portal** and access your **AWS Educate Starter Account for the first time**. Your username is your email address. Once you set your password and sign in, click the "Go to the AWS Educate Starter Account" button to be directed to that account. You will need to accept [qwikLABS](#) Terms of Service when you access the account. Note that Starter Accounts are not eligible for AWS Free Tier.

Bookmark the AWS Educate Student Portal for easy access, or [click here](#) to sign in directly.

You can access a video walk-through of the AWS Educate Student portal [here](#).

Free AWS Essentials Training

To access our foundational AWS Essentials online learning class for free and find other self-paced labs, you must have either an AWS account or an Amazon ID.

- If you have an AWS account, sign in and [click here](#) to receive these benefits.
- If you do not have an AWS account, [click here](#) and follow the instructions to create an Amazon ID to access these benefits.


Once you access the Training and Certification portal, click "Find Training" and search for "Technical" to easily locate and enroll in AWS Technical Essentials on-line training. You can access AWS training any time after setting up your account by clicking [here](#).

Thank you again for participating in AWS Educate and we hope you enjoy the program!

The AWS Educate Team

<https://www.youtube.com/watch?v=eOI5dA-F00s&authuser=0>

Introduction to AWS Educate - Global Initiative for Educators and Students on AWS

Menu  AWS re:Invent Live Stream Products Solutions Pricing Software Support More English My Account Sign In to the Console


AWS Educate

With the dramatically increasing demand for cloud employees, AWS Educate provides an academic gateway for the next generation of IT and cloud professionals. AWS Educate is Amazon's global initiative to provide students and educators with the resources needed to greatly accelerate cloud-related learning endeavors and to help power the entrepreneurs, workforce, and researchers of tomorrow.

Get Started with AWS Educate

[Apply Now](#)

Already a Member?



AWS Educate: Program Benefits

Access cloud content, training, collaboration tools, and AWS technology at no cost by joining AWS Educate today.

	Educators	Students
AWS Credits (annually renewable)	<ul style="list-style-type: none"> \$200/educator – at member institutions \$75/educator – at non-member institutions 	<ul style="list-style-type: none"> \$100/student – at member institutions \$35/student – at non-member institutions
AWS Training	<ul style="list-style-type: none"> Free access to labs Free AWS Technical Essentials learning course 50% off instructor-led training provided by AWS in the United States, Brazil or Japan 50% off AWS certification exams 	<ul style="list-style-type: none"> Free access to labs
	<ul style="list-style-type: none"> Free access to AWS content for classes 	<ul style="list-style-type: none"> Free access to AWS content for homework, labs, or self-

0:05 / 2:00

YouTube

hello :)

[Forgot password?](#)

SIGN IN 













Educator Account

Apply to join AWS Educate for Educator



Apply to join AWS Educate

Step 1/3: Choose your role

 Student 	 Educator 
 US Veteran 	 Institution 
 Company/Recruiter 	

Step 2/3: Tell us about yourself



Tunghai University

Start typing the name of your school and select from the list. If you don't see your school, enter the full name, example: Harvard University

Taiwan

Taichung City

State

First Name

Last Name

Computer Science

Email

*Please provide a valid, current email issued by your institution. Example:
your_name@your_school.edu*

Title

Please specify your official title at the institution (eg Assistant Professor)

AWS Account ID

Your AWS Account ID is a 12-digit number.

Course Level

Course Numbers and Name

You must list the name of a valid course that you are teaching this year for us to review, in order to receive an educator grant.

Link to class or school biography

Specialty

Please input a URL on the institution's website where we can verify that you teach at that institution. If that is not available, please send additional information or an alternate means for us to verify.

Promo Code

Email Verification - AWS Educate Application



Hello [redacted],

Thank you for submitting your AWS Educate application!

In order for your AWS Educate application to be processed, we need to verify your email address. Please use the verification URL below to confirm your email address, review the AWS Educate program terms and conditions, and complete the application process.

[https://www.awseducate.com/ConfirmEmail?ref=ed57\[redacted\]a0c8\[redacted\]0](https://www.awseducate.com/ConfirmEmail?ref=ed57[redacted]a0c8[redacted]0)

Thank you,

The AWS Educate Team

Thank You for Applying for AWS Educate



Hi ~~XXXXXXXXXX~~,

Thank you for applying for AWS Educate. We have received your application, and it is currently under review. You will receive an email once the review is complete.

If you have any questions, please click [here](#) to contact AWS Educate support.

Thank You!

The AWS Educate Team



Wait...

AWS Educate Application Approved



Dear [redacted],
Congratulations!

Congratulations!
恭喜你 完成
加分作業

Your AWS Educate application has been approved. As a member of the AWS Educate program, you will gain access to the benefits listed below:

AWS Educate Educator Collaboration Portal (ECP)

The ECP is the hub for AWS Educate educators around the world to find great content on cloud computing, learn about the program, and interact. [Click here](#) to set your password and login to the ECP for the first time. Your username is your email address.

[Click here](#) to access the ECP directly in the future after updating your password.

AWS Promotional Credit

It's our pleasure to issue you an Amazon Web Services (AWS) promotional credit code in the amount listed below.

Credit Amount (US): \$75.00

Credit Code: [redacted]

Here's how to redeem your promotional credit:

- Step 1: Visit: <https://console.aws.amazon.com/billing/home#/credits>
- Step 2: Follow the instructions and enter your promo code.

Free AWS Essentials and 50% discount on Instructor-Led Training

To access our foundational AWS Technical Essentials online learning class for free, get your 50% discount on Instructor-Led Training, and find many other self-paced labs, first sign into to your AWS account and then [click here](#).

Once you access the Training and Certification portal, click "Find Training" and search for "Technical" to easily locate and enroll in AWS Technical Essentials on-line training. You can also search for instructor-led training and browse the full training catalog. You can access AWS training any time after setting up your account by clicking [here](#).

50% Discount on AWS Certification

If you would like to receive a 50% discount on an AWS Certification exam, please set up a webassessor test taker account [here](#) and then click [contact us](#) to request a discount code. Each educator is eligible for only one certification discount coupon.

You can access a video walk-through of the AWS Educate ECP [here](#).

Thank you again for participating in AWS Educate and we hope you enjoy the program!

The AWS Educate Team

Credits



- Dashboard
- Bills
- Cost Explorer
- Budgets
- Reports
- Cost Allocation Tags
- Payment Methods
- Payment History
- Consolidated Billing
- Preferences
- Credits**
- Tax Settings
- DevPay

Credits

Please enter your code below to redeem your credits.

Promo Code

Security Check ?



Please type the characters as shown above

By clicking "Redeem" you indicate that you have read and agree to the terms of the AWS Promotional Credit Terms & Conditions located [here](#).

🔄 Loading Credits...

The credits you have redeemed



Credits ?

Please enter your code below to redeem your credits.

Promo Code

Security Check ?



[Refresh Image](#)

Please type the characters as shown above

By clicking "Redeem" you indicate that you have read and agree to the terms of the AWS Promotional Credit Terms & Conditions located [here](#).

[Redeem](#)

Below are all the credits you have redeemed with AWS. Credits will automatically be applied to your bill. Only credits that apply to a specific service can be used.

Expiration Date	Credit Name	Credits Used	Credits Remaining	Applicable Products
2020-01-01	EDU_ENG_FY2020_75USD	\$0.00	\$75.00	See complete list

Total Amount of Credits Remaining: \$75.00

Dashboard



Dashboard

- Bills
- Cost Explorer
- Budgets
- Reports
- Cost Allocation Tags
- Payment Methods
- Payment History
- Consolidated Billing
- Preferences
- Credits
- Tax Settings
- DevPay

Billing & Cost Management Dashboard

[What's New in AWS Billing and Cost Management?](#)

- Manage your spend with [AWS Budgets](#)
- Visualize your costs and usage with the newly-optimized [Cost Explorer](#)
- Easily upload your [Cost and Usage Reports](#) into Redshift and QuickSight

Spend Summary [Cost Explorer](#)

Welcome to the AWS Account Billing console. Your last month, month-to-date, and month-end forecasted costs appear below.

Current month-to-date balance for October 2017

\$0.00

Category	Cost
Category 1	\$0.21
Category 2	\$0
Category 3	\$0.06

Month-to-Date Spend by Service

[Bill Details](#)

The chart below shows the proportion of costs spent for each service you use.

No Amount Due	\$0.00
Tax	\$0.00
Total	\$0.00



Q&A

Error – incorrect institution's domain



Dear [redacted],

Thank you for submitting your AWS Educate application. Unfortunately, your application was not approved for the reason(s) listed below. Please review the resolution(s) and correct the reason(s) as to why your application was not approved, then [click here](#) to resubmit your application.

Reason Application was not approved: Your email domain does not match your institution's domain. If your school does not issue email addresses, please create a Support Case at <https://console.aws.amazon.com/support> and attach a copy of the front and back of your school ID for further review.

Resolution: Please update your application to use an email address provided to you by your institution; your email domain should match your institution's domain. If your institution does not provide email addresses, please forward additional information by clicking <http://aws.amazon.com/education/awseducate/contact-us/> to contact AWS Educate support.

Best,

The AWS Educate Team